

Welcome to the ICTQ Online Training on UDL! To register, please complete the following steps:

STEP 1:

Go to the [Registration Site](#) and click on “login or sign-up”.

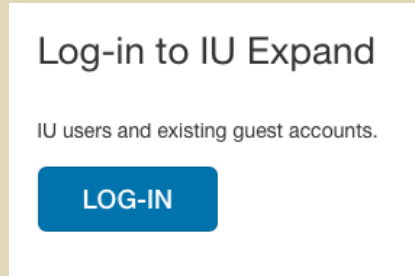


STEP 2:

Log-in to IU EXPAND with your IU account.

***Please note: If you don't have an IU account, create one FIRST before proceeding.**

[How to Create IU Guest Account](#)



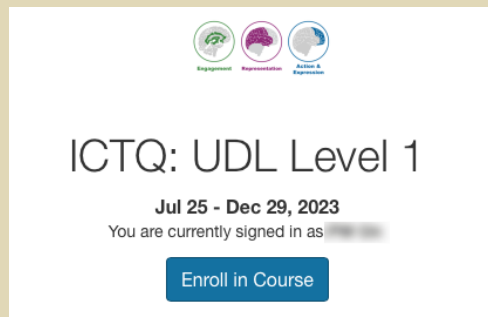
STEP 3:

Click on the “Enroll” button.



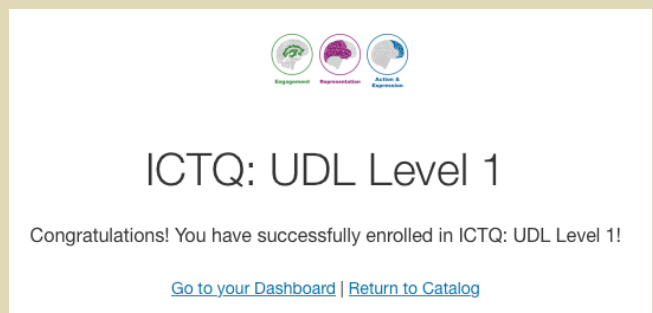
STEP 4:

Click on the “Enroll in Course” button.



STEP 5:

Click “Go to your Dashboard” to begin.



The training should take about 2 hours to complete all modules. You may stop and return as many times as necessary.

For help with technical difficulties, please contact the UITS SupportCenter:

<https://kb.iu.edu/d/apgt>.

For any other question or concern, please contact ICTQ: ictq@indiana.edu

